



# PYRAMID

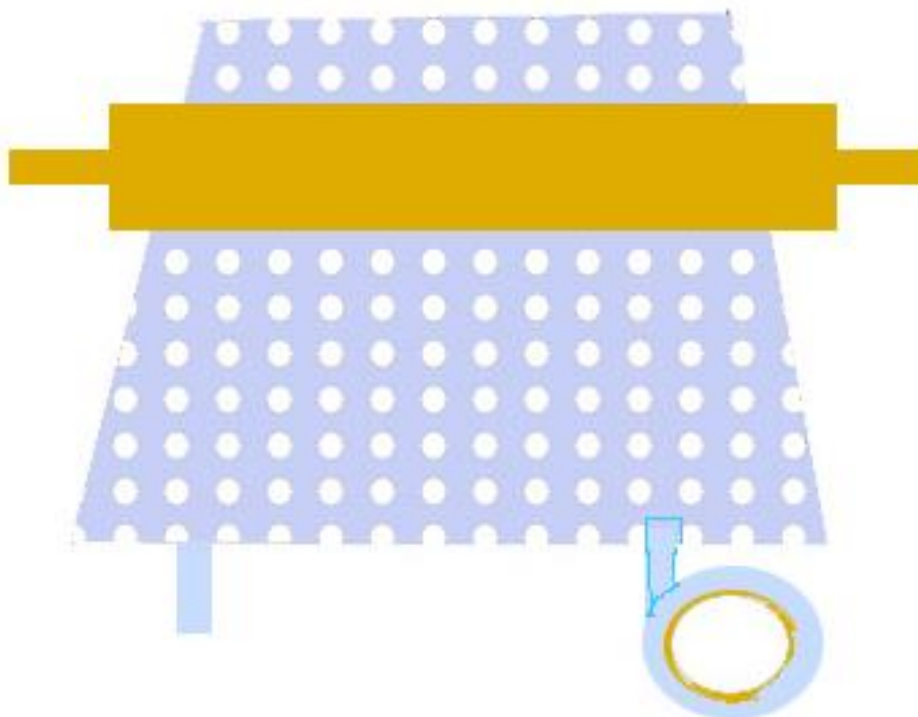
## **bubble-wrap printing**

Create abstract art / wrapping paper

You will need:

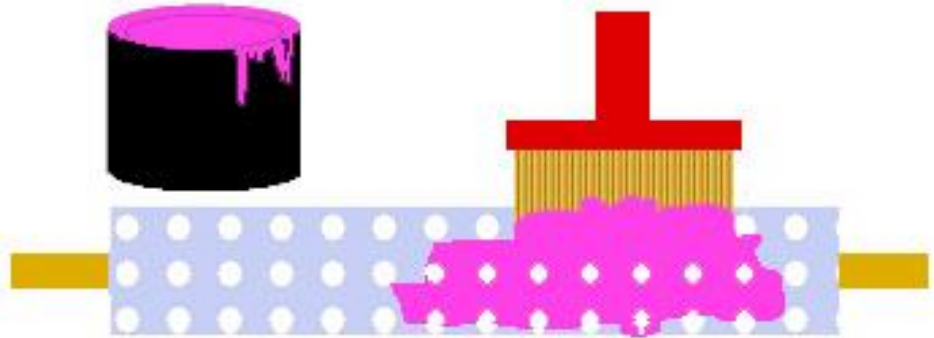
- Paper to print onto (plain paper, printing paper, lining paper, brown packaging paper, old wallpaper. Anything works!)
- Paint (the thicker the better)
- Paintbrush
- Bubble-wrap
- Sticky tape
- Scissors
- Rolling pin (or anything cylindrical e.g. bottle)

Wrap the bubble wrap (bubbles facing out) around the rolling pin so it covers the entire surface, cut and attach temporarily to the rolling pin with sticky tape (stick the tape on the underside of the bubble-wrap).

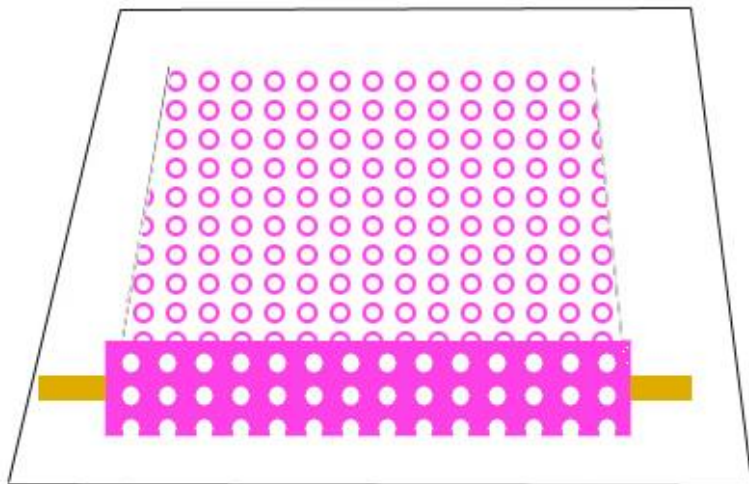




Apply the paint to the bubble-wrap:



Slowly roll the rolling pin, pressing gently, across the paper. You will see colourful bubble prints appearing.



Gently peel the paper away and leave to dry.

Once it's dry you could

- add another layer of bubbles
- do a painting or drawing on top, using the bubbles as your background

Finished? Take a photo and email it to [info@pyramid.org.uk](mailto:info@pyramid.org.uk).

We will add it to our Pyramid Post online gallery.

You can also share your work with us on social media:



[instagram.com/pyramid\\_arts](https://www.instagram.com/pyramid_arts)



[twitter.com/pyramid\\_of\\_arts](https://twitter.com/pyramid_of_arts)



[facebook.com/Pyramid.of.Arts](https://www.facebook.com/Pyramid.of.Arts)