



# PYRAMID

---

## Pyramid logo template

The Pyramid logo is made up of three parts.

You can use these templates / stencils in any way you like!

- Decorate the different parts using pens or pencils
- Cut them out to use as a stencil (stick them to some cardboard e.g. cereal box to make them sturdier)
- Make multiple copies and rearrange the pieces into patterns

When you've finished, take a photo and email it to [info@pyramid.org.uk](mailto:info@pyramid.org.uk).

We will add it to our Pyramid Post online gallery.

You can also share your work with us on social media:




[instagram.com/pyramid\\_arts](https://www.instagram.com/pyramid_arts)




[twitter.com/pyramid\\_of\\_arts](https://twitter.com/pyramid_of_arts)



[facebook.com/Pyramid.of.Arts](https://www.facebook.com/Pyramid.of.Arts)






Print this page 3 times to make a Pyramid logo with the pieces, or just once to make a re-usable stencil.



PYRRA





MID

